

LED Channel Letter
Front Lit



"Illuminated Front Lit Channel Letter"

Front-lit channel letters are one of the most popular and cost effective sign options on the world market. Often referred to as standard channel letters this form of lettering is widely used for both indoor and outdoor applications. All our front-lit channel letters can be flush-mounted or raceway mounted depending on your specific installation requirements and are available in various sizes, fonts & colors.

- High quality and reliable
- Various types of channel letters
- Available in various sizes, fonts & colors
- Energy efficient LEDs
- UL Listed


Finish Options

Steel



Painted

Aluminum



Brushed



Painted


Stainless Steel

Polished



Brushed

LED Colors Options



* Channel letters can be custom painted any color to match your specifications.

Face Style

* Customizable in different colours and finished.

■ Trim Cap

Face : Acrylic, Resin
Return : Steel, Stainless, Aluminum, ABS




■ Trimless Acrylic

Face : Acrylic
Return : Steel, Stainless, Aluminum, ABS



■ Trimless Resin

Face : Resin
Return : Steel, Stainless, Aluminum, ABS



Mounting Options



Flush Mounting

Flush mounted channel letters are secured to walls. There is no space between the letter and the wall surface.



Raceway Mounting

Raceway mounted channel letters are secured to raceways or rails. Raceways allow for easier installation and service.



Stud Mounting

Stud mounted channel letters allow letters to stand-off the mounting surface. And create halo-effect.



Custom

Custom mounting options for metal or plastic letters & logos, illuminated letters & logos, changeable copy and plaques.

