

Reverse Lit



"Illuminated Halo-Lit / Back-Lit Channel Letters"

Reverse-lit channel letters are used by clients who want an impactful and classy look for their signage. Used indoor and outdoor, Reverse-lit include both "halo-lit" or "back-lit" letters. They are mounted away from the wall, causing the light to form a halo effect behind the sign. The distance from the sign to the wall they're mounted on enables the halo of illumination around each individual character, helping the reverse lit channel letters to stand out.

- High quality and reliable
- Various types of channel letters
- Available in different/various sizes, fonts & colors
- Energy efficient LEDs
- UL Listed


Finish Options

Steel



Painted

Aluminum



Brushed

ABS Plastic



Painted



Brushed


Stainless Steel

Polished




Brushed

LED Colors Options



* Channel letters can be custom painted any color to match your specifications.

Lighting Options



■ Halo Lit

Halo-lit channel letter is fabricated without back. Offering heavy-gauge construction with multiple finish options.



■ Back Lit

Back-lit channel letter is fabricated with back of clear or light diffused lexan

Mounting Options



Flush Mounting

Flush mounted channel letters are secured to walls. There is no space between the letter and the wall surface.



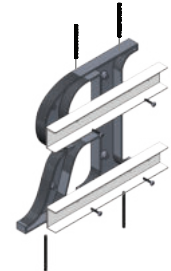
Raceway Mounting

Raceway mounted channel letters are secured to raceways or rails. Raceways allow for easier installation and service.



Stud Mounting

Stud mounted channel letters allow letters to stand-off the mounting surface. And create halo-effect.



Custom

Custom mounting options for metal or plastic letters & logos, illuminated letters & logos, changeable copy and plaques.

