

Push-thru Illuminated Signs



Dimensional lit affect, Endless design possibilities



Push-thru signs are made out of a box or panel that holds a lighting source and acrylic letters that give dimension when pushed through a cutout in the face layer. High-quality, energy-efficient LEDs are carefully positioned to provide a flawless glow on the 3D cut acrylic forms, improving sign readability and adding a touch of elegance. Countless form, size, material, and modification options offer countless design possibilities.

- Slim Design
- Custom sizes
- Custom color temperatures
- Complementary lighting affect
- As thin as 1 inch

Applications

- Signage
- Store Display
- Display Fixture


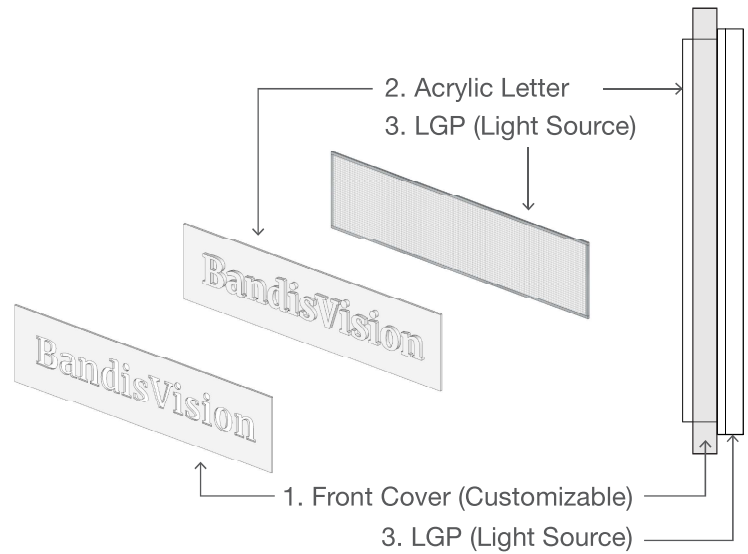
Get in Touch

SALES@BANDISVISION.COM

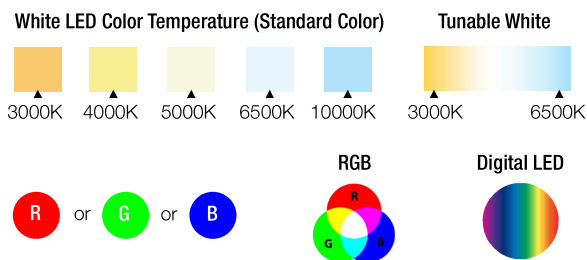


Structure & Section

* Color match available.



LED Color Temperatures



Specifications

Physical	
Max Size	48" (1219mm) x 96" (2438mm)
Min Size	0.5" (12mm) x 0.5" (12mm)
Thickness	0.5" (12mm)
Operating Temperature	-30°C (-22°F) ~ +40°C (+104°F)
Environment	Dry location only (Indoor)
Warranty	5 Years

Electrical	
Input Voltage	12V / 24V DC Class 2
Power Consumption	2.2w/ft (Standard) / 3w/ft (High-Lumn)
Brightness	2,000 Lux to 10,000 Lux
Color Temperature	White LED / Tunable White / R or G or B / RGB / RGBW / Digital LED
Wire Size	20 AWG 2 Wire (Standard)
UL Listed	Yes
CRI	90+

Wire Type


* Default Wire Length : 8' (2.4m)



Pig Tail



DC Connector



JST SM Connector